

(A)

Energy Methods in Structural Analysis.

Goal: Determine Internal forces & displacements in statically determinate structures.

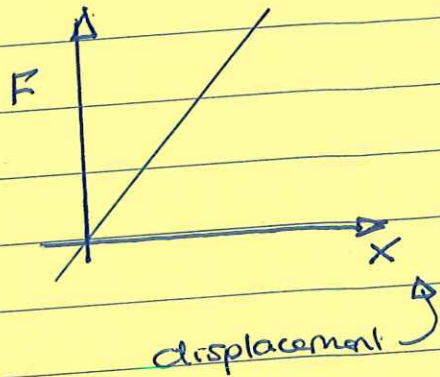

Governing Principles

When a load is applied to a structure:

1. Applied loads & reactions must be in static equilibrium (no mechanisms).
2. Displacements need to be geometrically compatible (structures are not allowed to fall apart).

Energy in Structural Systems.

Sources:

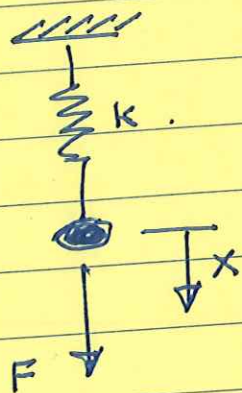


Equilibrium \Leftrightarrow minimum potential energy state.

(B)



Simple Example



Potential energy $E = \underbrace{\frac{1}{2} k x^2}_{\text{potential energy stored in spring}} - \underbrace{F x}_{\text{work done by applied load}}$

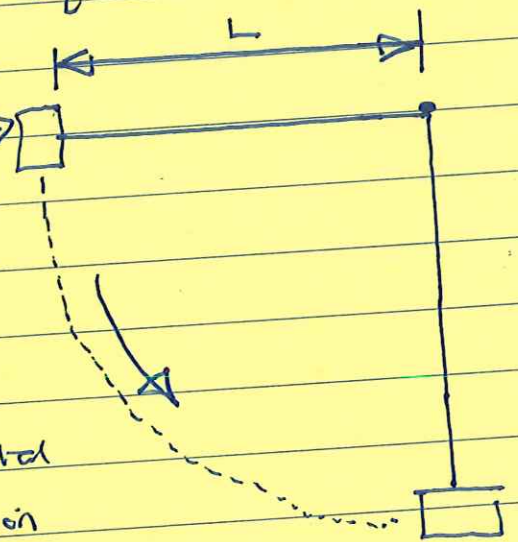
Equilibrium $\Rightarrow \left(\frac{dE}{dx} \right) = 0$.

$\frac{dE}{dx} = kx - F = 0$

$kx = F$ is equation of equilibrium.

Home Exercise: mass m

A mass m , connected to an inextensible light rope of length L , is allowed to swing down from a horizontal position to a vertical position as shown in adjacent diagram.



©

Questions:

1. Show that the maximum tension in the rope is $3mg$. (hint: consider gravity + angular acceleration effects).
2. Explain why length of the rope does not affect the maximum tension?
3. Now suppose that the rope is replaced by a piece of extensible rubber having spring constant k , and of the same length L .

Show that the maximum tension reached in the rubber when the mass is allowed to swing down is given by:

$$T = 3mg \left[\frac{L+x}{L+2x} \right]$$

where L is the unstretched length of the rubber & x is the maximum extension of the rubber.

4. Explain why, despite the mass falling a greater distance, the maximum tension in the rubber is less than the max tension in the rope.

Hint: For parts 3 & 4, think about the various forms of potential, kinetic & stored energy.

(D)

Two Energy Theorems.

1. Principle of Virtual Displacements. (use equilibrium to compute forces and reactions).

If a set of virtual displacements is imposed on a structure in equilibrium, then the change in external work done is balanced by the change of internal work.

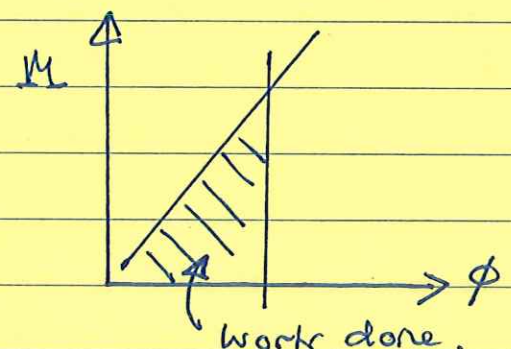
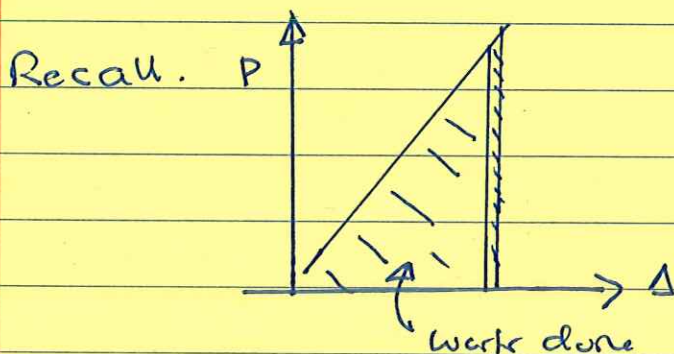
2. Principle of Virtual Forces. (use compatibility conditions to compute displacements).

If a set of virtual forces is imposed on a structure that satisfies conditions of geometric compatibility, then the change in external work done = change in internal work done.

Notation

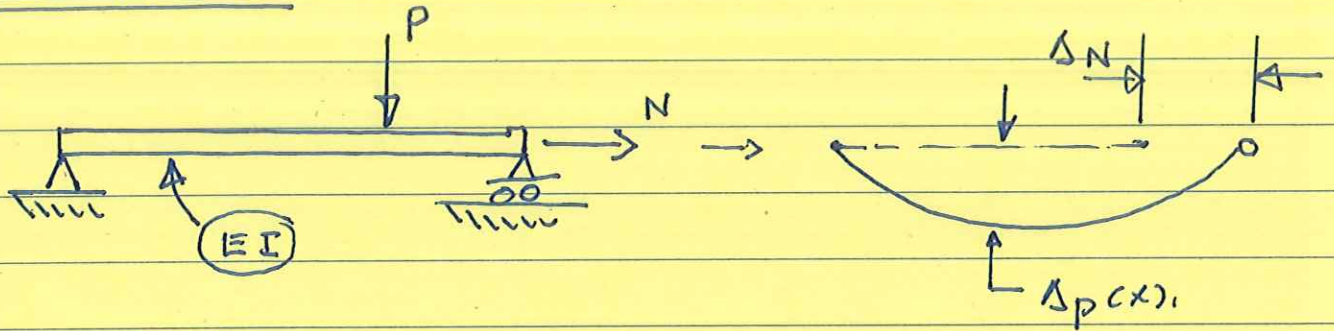
Indicible : (a) Real system by superscript *

(b) Virtual system by superscript **



(E)

Test Problem.



$\Delta_N =$ axial extension due to applied load N .

$\Delta_p(x) =$ flexural displacement due to applied load P .

First Theorem (Virtual Displacements)

$$\underbrace{P^* \Delta_p^{**} + N^* \Delta_N^{**}}_{\text{External Energy}} = \underbrace{\int_0^L M^* \phi^{**} dx + \int_0^L N^* \epsilon^{**} dx}_{\text{internal energy}}$$

↑
↑

 virtual curvature virtual axial strain

Second Theorem (Virtual Forces)

$$P^{**} \Delta_p^* + N^{**} \Delta_N^* = \int_0^L M^{**} \phi^* dx + \int_0^L N^{**} \epsilon^* dx$$

↑
↑

 From mechanics $\phi^* = \left(\frac{M^*}{EI} \right)$ $\epsilon^* = \left(\frac{N^*}{AE} \right)$