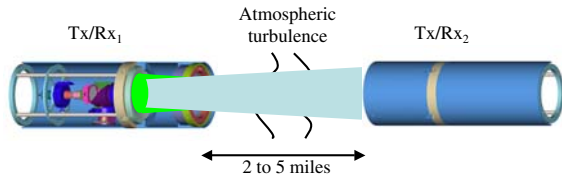


## Objectives

- The Intelligent Optics Laboratory is developing low-power, compact, free-space laser communication systems for real-time high-resolution video transmission
- These systems must actively mitigate wavefront phase distortion due to atmospheric turbulence over near ground 2 to 5 mile propagation paths.
- To accomplish this, it is essential to develop **VLSI controllers** that control wavefront correctors such as liquid crystal spatial light modulators, MEMS mirrors and bi-morph piezoceramic mirrors and **VLSI sensors** that can measure laser beam position and laser beam “quality” in real-time




## Active Optical Wavefront Control Elements

- We use these devices to alter the wavefront phase of the launched and/or received laser beam



MEMS devices with up to 1024 individual piston-type mirrors and bandwidth ~ 7KHz



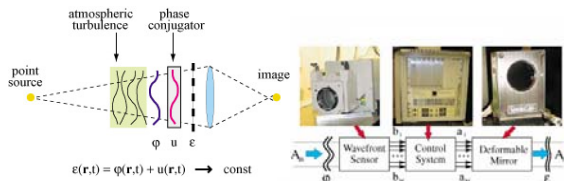
Liquid crystal spatial light modulators with ~ 127 pixels and bandwidth ~ 10Hz



Piezoceramic deformable mirrors with ~ 5 to 20 degrees of freedom and bandwidth ~ 1KHz

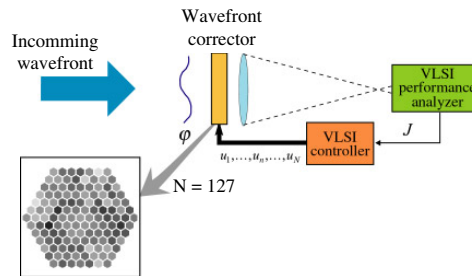
## Conventional Adaptive Optics Systems

- Model-based approach works well for a *point source* such as a distant star, but not for distributed objects at “closer” range
- Measure intensity with a Shack-Hartmann sensor and then reconstruct phase using least-squares or SVD techniques (*computationally intensive*)

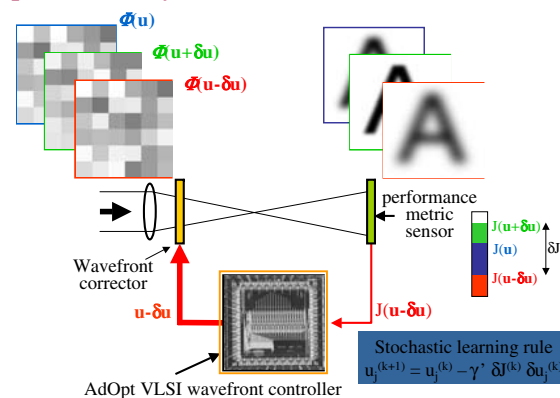


## A Model-Free Approach to Adaptive Optics

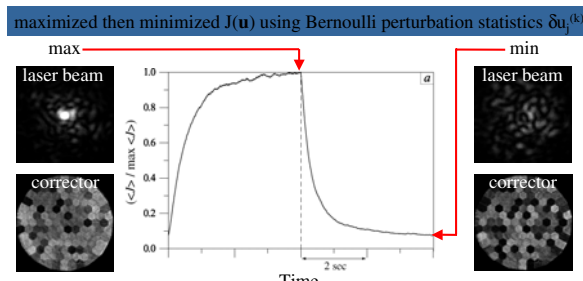
- Advantages
  - can deal with distributed objects (*anisoplanatic conditions*)
  - turbulence can occur over the entire propagation path
  - control method is independent of the number of control channels
  - accommodates wavefront correctors of all types
  - computationally simple



## Adaptive Optics VLSI Controller: Metric Optimization by Stochastic Parallel Gradient Descent



## Wavefront Control using 127 Element SLM

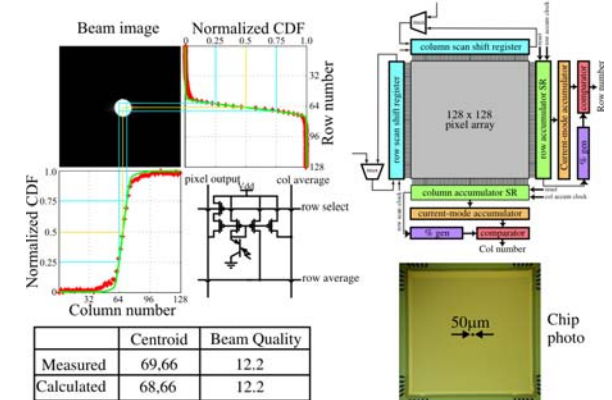


- Enormous convergence speedup can be achieved by tailoring the perturbation statistics to match the statistics of the atmospheric turbulence

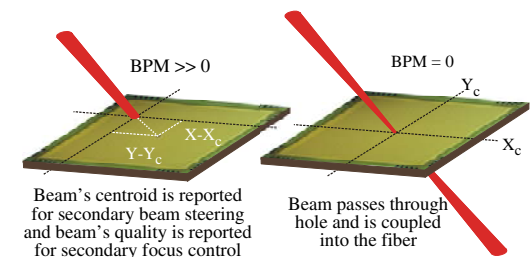
## Measuring the Metric $J(u)$

- The metric should be task-specific:
  - for this particular laser communication task, we need real-time measurements of:
    - Beam centroid location for wavefront tip/tilt control
    - Beam intensity profile for wavefront focus control
- To this end, we have designed a special purpose imaging and tracking sensor with an optical window in its center. Beam Profile Metric sensor outputs are:
  - A 128 by 128 pixel image at a refresh rate of 30 frames/sec.
  - Beam centroid location  $\{X_c, Y_c\}$  at 10KHz
  - A scalar measure of 2-D beam intensity profile at 10KHz

## Principal of Operation



## Concept



## Bibliography

- Tyson, R.K., *Principles of Adaptive Optics*, Academic Press, San Diego, Boston and London, 1998.
- Edwards, Cohen, Cauwenberghs, Vorontsov & Carhart, “Analog VLSI Parallel Stochastic Optimization for Adaptive Optics”, in: G.Cauwenberghs & M.A.Bayoumi, Eds., *Learning on Silicon*, 1999.
- Weyrauch, Vorontsov, Bifano, Hammer, Cohen & Cauwenberghs, “Micro-Scale Adaptive Optics: Wavefront Control with a  $\mu$ -Mirror Array and VLSI Stochastic Gradient Descent Controller”, *Applied Optics*, vol. 40, issue 24, 2001.
- Cohen, M.H., Cauwenberghs, G. and Vorontsov, M., “Image Sharpness and Beam Focus VLSI Sensors for Adaptive Optics,” *IEEE Sensors Journal*, vol. 2, No. 6, December 2002.